











Herz P1 Smart Oximeter: Fast, Accurate, and Easy Health Monitoring at Home



Features	
 Dual-Color OLED Display	 6 Display Modes
 ±2% SpO ₂ Accuracy	 ±1 BPM Pulse Accuracy
 Smart Alarm Alerts	 4 Viewing Directions
 Auto Power-Off (8 sec)	 Battery Life Indicator
 FDA 510(k) Cleared	 Weighs Only 1.06 oz (30 g)

[CHECK AVAILABILITY →](#)

In today's fast-moving world, staying aware of your health has become more important than ever—and easier too. The Herz P1 Smart Oximeter is a next-generation fingertip pulse oximeter designed to help you monitor your oxygen saturation (SpO₂) and pulse rate instantly, accurately, and conveniently from the comfort of your home. Whether you're managing respiratory conditions, tracking fitness performance, recovering from illness, or simply staying proactive about your wellness, this compact device combines smart functionality, speed, and simplicity in one powerful tool.

With the Herz P1 Smart Oximeter, you're not just checking numbers—you're staying informed about your body's oxygen levels and heart rate in real time. It's ideal for seniors, athletes, fitness enthusiasts, caregivers, and anyone who wants quick, reliable health insights at their fingertips.

> [Secure Your Herz P1 Smart Oximeter From The Official Website Now To Access Limited-Time Bundle Pricing And Special Offers](#)

Why Smart Pulse Oximeters Are a Modern Essential

Traditional health monitoring often required visits to clinics or bulky equipment. Today's smart pulse oximeters like the Herz P1 Smart Oximeter make everyday health tracking simple and accessible.

Modern devices now offer:

- Instant SpO₂ and pulse readings in seconds
- Easy one-button operation
- Bright digital OLED display for clear visibility
- Lightweight, portable design for travel or home use
- Low battery consumption with auto shut-off
- Quick health insights without complicated setup

By using a smart oximeter like the Herz P1, you gain the ability to track your oxygen levels anytime—especially useful during workouts, illness recovery, altitude exposure, or general wellness monitoring.

[Click To Order Herz P1 Smart Oximeter Now](#)

What Is the Herz P1 Smart Oximeter?

The Herz P1 Smart Oximeter is a compact, fingertip medical-style monitoring device designed to measure blood oxygen saturation (SpO₂) and pulse rate with speed and accuracy. Built for everyday personal use, it delivers fast readings within seconds and displays results clearly on an easy-to-read OLED screen.

Its user-friendly design makes it suitable for all age groups, from seniors managing respiratory health to fitness users tracking oxygen levels during exercise.

Key Features of the Herz P1 Smart Oximeter

Fast and Accurate Readings

The Herz P1 Smart Oximeter uses advanced sensor technology to measure oxygen saturation and pulse rate in just a few seconds. Simply clip it onto your fingertip and get instant results.

Bright OLED Display

The high-contrast OLED screen ensures that readings are clear and easy to read, even in low-light conditions. Numbers are large, sharp, and well-organized for quick understanding.

One-Button Operation

Designed for simplicity, the device works with a single button. Turn it on, place your finger, and receive results without any complicated setup or training.

Portable and Lightweight Design

Compact and easy to carry, the Herz P1 Smart Oximeter fits effortlessly into your pocket, bag, or travel kit—making it ideal for both home and on-the-go use.

Auto Power-Off Function

To conserve battery life, the device automatically shuts off after a few seconds of inactivity.

Low Power Consumption

Efficient energy usage ensures long battery life, making it reliable for daily monitoring without frequent battery changes.

Real-Time Pulse Detection

Along with oxygen saturation, the device continuously tracks pulse rate for added cardiovascular awareness.

[Explore Herz P1 Smart Oximeter Features Today](#)

How to Use the Herz P1 Smart Oximeter: Step-by-Step Guide

Using the Herz P1 Smart Oximeter is quick and effortless. Here's how to get started:

Step 1: Insert Batteries

Open the battery compartment and insert the required AAA batteries (as per device instructions). Ensure correct polarity.

Step 2: Power On the Device

Press the power button once to activate the oximeter. The OLED screen will light up immediately.

Step 3: Place Your Finger

Insert your finger fully into the rubber opening of the device. Keep your hand still for the most accurate reading.

Step 4: Wait for Results

Within a few seconds, the device will display your SpO₂ level and pulse rate clearly on the screen.

Step 5: Remove and Power Off

Remove your finger. The device will automatically shut off after a few seconds to save battery.

Tips for Accurate Readings

- Keep your hand still during measurement
- Avoid nail polish or artificial nails on the finger used
- Rest for a few minutes before measuring
- Ensure fingers are warm, not cold
- Do not move while readings are being taken

These simple steps help ensure consistent and accurate results every time.

[Start Monitoring Your Health With Herz P1 Smart Oximeter](#)

Benefits of Using the Herz P1 Smart Oximeter

The Herz P1 Smart Oximeter is more than just a device—it's a daily wellness companion that keeps you informed about your oxygen and pulse levels.

1. Instant Health Insights

Get real-time oxygen saturation and pulse readings in seconds, helping you stay aware of your respiratory health anytime.

2. Easy and Stress-Free Monitoring

No technical skills required. The simple one-button operation makes it accessible for users of all ages.

3. Ideal for Fitness and Sports

Athletes and fitness enthusiasts can track oxygen levels during workouts to better understand performance and endurance.

4. Helpful for Home Health Tracking

Great for seniors or individuals monitoring respiratory conditions at home, providing peace of mind between doctor visits.

5. Portable Everyday Use

Its lightweight design makes it easy to carry anywhere—travel, gym, or daily activities.

6. Battery Efficient and Reliable

Designed for long-lasting use with minimal power consumption, ensuring dependable daily monitoring.

Herz P1 Smart Oximeter Reviews: What Users Are Saying

Positive Feedback

“I love how fast it gives readings. I use it daily after workouts, and it’s very convenient.” — Daniel R., 34

“Very easy to use and the display is super clear. My parents also use it regularly at home.” — Priya S., 42

“Compact, accurate, and reliable. I keep it in my travel bag all the time.” — James L., 50

Constructive Feedback

Some users mention that movement or cold fingers can slightly affect accuracy, which is common in most fingertip oximeters. Others appreciate that following proper usage steps results in very consistent readings.

Overall, the device is praised for its simplicity, portability, and fast performance.

Herz P1 Smart Oximeter Pricing: Affordable Health Monitoring

The Herz P1 Smart Oximeter is designed to be both accessible and budget-friendly:

- [**BUY 1 Herz P1 Smart Oximeter — \\$39.99**](#)
- [**BUY 2 Herz P1 Smart Oximeters — \\$34.99/ea**](#)
- [**BUY 3 Herz P1 Smart Oximeters — \\$29.99/ea**](#)

Each order may include limited-time bundle savings and promotional discounts depending on availability.

Frequently Asked Questions About the Herz P1 Smart Oximeter

1. What does the Herz P1 Smart Oximeter measure?

It measures blood oxygen saturation (SpO₂) and pulse rate in real time.

2. Is it easy to use?

Yes. It operates with a single button and displays results within seconds.

3. How accurate is the device?

It is designed to provide reliable readings when used correctly under normal conditions.

4. Can children use it?

Yes, under adult supervision, as it is safe and non-invasive.

5. Does it require charging?

No. It typically runs on standard AAA batteries for convenient use.

6. Can I use it during exercise?

Yes, but readings are most accurate when you are stationary.

7. Does it store data?

This model focuses on real-time readings rather than long-term data storage.

Final Thoughts: Is the Herz P1 Smart Oximeter Worth It?

If you're looking for a simple, fast, and reliable way to monitor your oxygen levels and pulse rate, the Herz P1 Smart Oximeter is a smart choice. It combines ease of use with practical health tracking features, making it suitable for everyday wellness monitoring.

Why Choose the Herz P1 Smart Oximeter?

- Fast and accurate SpO₂ & pulse readings
- Easy one-button operation
- Bright, easy-to-read OLED display
- Compact and travel-friendly design
- Affordable and accessible health tool
- Ideal for home, fitness, and travel use

Whether you're tracking fitness performance, supporting respiratory health, or simply staying informed, the Herz P1 Smart Oximeter helps you monitor your well-being with confidence.

[CLICK HERE TO GET YOUR HERZ P1 SMART OXIMETER TODAY](#)